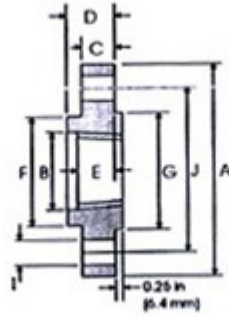




ANSI B 16.5 Class 600 lb



Pipe		Flange Data					Hub Data	Raised Face	Drilling Data			Weight
Nominal Pipe Size		A	B	C	D	E	F	G	H	I	J	
	Outside Dia In Mm	Overall Dia In Mm	Counter Bore In Mm	Flange Thickness min In Mm	Overall Length In Mm	Threaded Length min In Mm	Hub Dia In Mm	Face Dia In Mm	Number of Holes	Bolt Hole Dia In Mm	Dia of Circle of Holes In Mm	Kg/ Piece
½	0.840	3.750	0.930	0.560	0.880	0.620	1.500	1.380	4	0.620	2.620	0.74
	21.30	95.30	23.60	14.20	22.40	15.70	38.10	35.00		15.70	66.55	
¾	1.050	4.620	1.140	0.620	1.000	0.620	1.880	1.690	4	0.750	3.250	1.27
	26.70	117.3	29.00	15.70	25.40	15.70	47.80	42.90		19.10	82.60	
1	1.315	4.880	1.410	0.690	1.120	0.690	2.120	2.000	4	0.750	3.500	1.52
	33.40	124.0	35.80	17.50	28.40	17.50	53.80	50.80		19.10	88.90	
1 ¼	1.660	5.250	1.750	0.810	1.120	0.810	2.500	2.500	4	0.750	3.880	2.03
	42.20	133.4	44.40	20.60	28.40	20.60	63.50	63.50		19.10	98.60	
1 ½	1.900	6.120	1.990	0.880	1.250	0.880	2.750	2.880	4	0.880	4.500	2.96
	48.30	155.4	50.50	22.40	31.75	22.40	69.85	73.15		22.40	114.3	
2	2.375	6.500	2.500	1.000	1.440	1.120	3.310	3.620	8	0.750	5.000	3.62
	60.30	165.1	63.50	25.40	36.60	28.40	84.10	91.90		19.10	127.0	
2 ½	2.875	7.500	3.000	1.120	1.620	1.250	3.940	4.120	8	0.880	5.880	5.28
	73.00	190.5	76.20	28.40	41.10	31.75	100.1	104.6		22.40	149.4	
3	3.500	8.250	3.630	1.250	1.810	1.380	4.620	5.000	8	0.880	6.620	7.00
	88.90	209.6	92.20	31.75	46.00	35.10	117.3	127.0		22.40	168.1	
3 ½	4.000	9.000	4.130	1.380	1.940	1.560	5.250	5.500	8	1.000	7.250	8.84
	101.6	228.6	104.9	35.10	49.30	39.60	133.4	139.7		25.40	184.2	
4	4.500	10.75	4.630	1.500	2.120	1.620	6.000	6.190	8	1.000	8.500	14.5
	114.3	273.1	117.6	38.10	53.80	41.10	152.4	157.2		25.40	215.9	

5	5.563	13.00	5.690	1.750	2.380	1.880	7.440	7.310	8	1.120	10.50	24.4
	141.3	330.2	144.5	44.50	60.45	47.80	189.0	185.7		28.40	266.7	
6	6.625	14.00	6.750	1.880	2.620	2.000	8.750	8.500	12	1.120	11.50	28.7
	168.3	355.6	171.4	47.80	66.55	50.80	222.3	215.9		28.40	292.1	
8	8.625	16.50	8.750	2.190	3.000	2.250	10.75	10.62	12	1.250	13.75	43.4
	219.1	419.1	222.3	55.60	76.20	57.15	273.1	269.7		31.75	349.3	
10	10.75	20.00	10.88	2.500	3.380	2.560	13.50	12.75	16	1.380	17.00	70.3
	273.0	508.0	276.3	63.50	85.90	65.00	342.9	323.8		35.10	431.8	
12	12.75	22.00	12.94	2.620	3.620	2.750	15.75	15.00	20	1.380	19.25	84.2
	323.8	558.8	328.7	66.55	91.90	69.85	400.1	381.0		35.10	489.0	
14	14.00	23.75	14.19	2.750	3.690	2.880	17.00	16.25	20	1.500	20.75	98.7
	355.6	603.3	360.4	69.85	93.70	73.15	431.8	412.7		38.10	527.1	
16	16.00	27.00	16.19	3.000	4.190	3.060	19.50	18.50	20	1.620	23.75	142
	406.4	685.8	411.2	76.20	106.4	77.70	495.3	469.9		41.10	603.3	
18	18.00	29.25	18.19	3.250	4.620	3.120	21.50	21.00	20	1.750	25.75	173
	457.2	743.0	462.0	82.60	117.3	79.25	546.1	533.4		44.50	654.1	
20	20.00	32.00	20.19	3.500	5.000	3.250	24.00	23.00	24	1.750	28.50	220
	508.0	812.8	512.8	88.90	127.0	82.60	609.6	584.2		44.50	723.9	
24	24.00	37.00	24.19	4.000	5.500	3.620	28.25	27.25	24	2.000	33.00	312
	609.6	939.8	614.4	101.6	139.7	91.90	717.6	692.1		50.80	838.2	

Notes

- The thread conforms to ASME B1. 20.1 NTP threads as described in Section 10. (The only exceptions are small male and female plain face threaded flanges which use NPSL locknut threads)
- Class 300 and higher threaded flanges are counter-bored. Threads are chamfered to the counterbore at an angle of 45⁰ (approx)
- Weights are based on manufacturer's data and are approximate